



Eden Girls

Thursday 23rd April 2020 / 30 Shaban 1441

Dear Parent / Carer

Assalaamu Alaikum / Peace Be Upon You

As you know we are all facing very challenging times at this moment. We pray for the health and well-being of all our school community and wider society.

At Eden Girls' Coventry your daughter has been provided with a learning pack to ensure she achieves her full potential in months ahead. During the school closure we have worked hard to ensure that our standard of Education remains high.

To further support your daughters education I would like to highlight two websites which will be valuable learning during these times. They are <https://www.thenational.academy> and <https://www.bbc.co.uk/bitesize/dailylessons>.

As well as academic support we have included time for Enrichment therefore from **Monday to Thursday 2:30pm – 3:00pm** we are encouraging all our all pupils to be involved in our enrichment activities which will be shared with all pupils in their Year Team Room, using **Microsoft Teams EGC_Year8_MT** using the following code **0ef5ndk**. Please find attached a help sheet to support you on how to access Microsoft Teams.

Our faith is an important element of our school ethos and as such we will be having on-line assemblies for each year group. We would like you to ensure that your daughter logs in to her year assembly every Friday from **10:30am – 11:00am**, using the following **EGC_Year8_MT** and the code to input will be **3luhvv1**. In these assemblies we shall share our Hadith of the week and messages of hope and support to all pupils in our school family. We shall also make available a link to Surah Kahf for all pupils to listen to and gain blessings from.

I wish to **thank you** for your on-going support and to remember the community during the blessed month of Ramadhan.


Yours sincerely

Miss S Bhikhu
Acting Principal

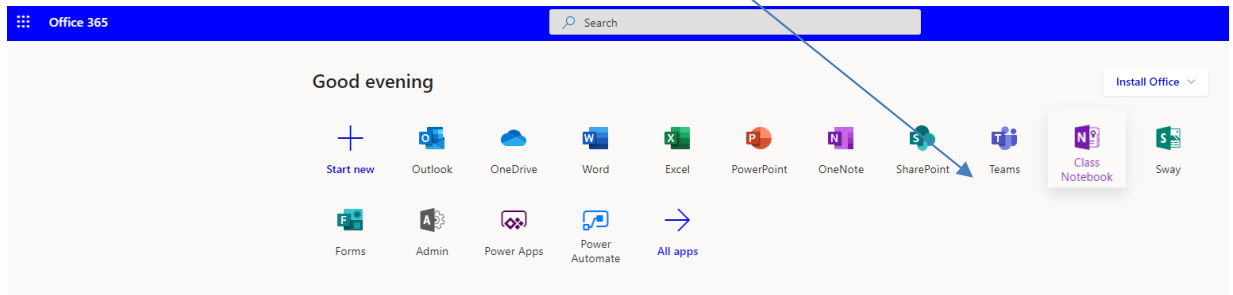


Pupils guide to joining a Microsoft Team classroom

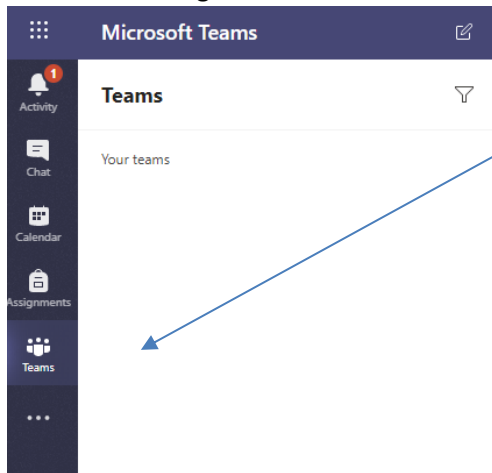
1. Open Microsoft Teams by opening the locally installed MS Teams application on your computer.



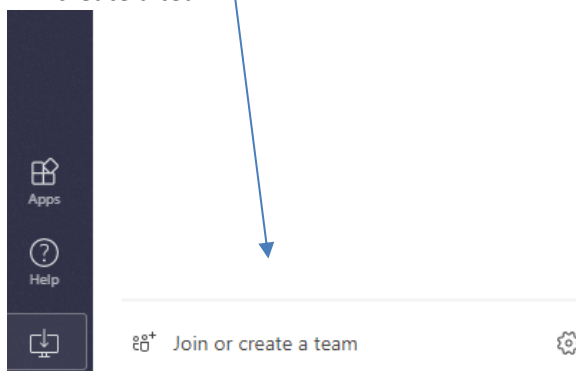
Conversely, if you do not have the application installed on your computer, you can open the application by logging onto Microsoft Office 365 by browsing to <https://login.microsoftonline.com/> and then open the Teams application as shown in the diagram below.



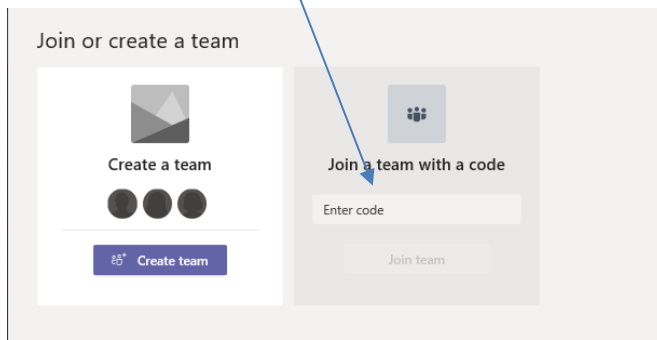
2. On the Navigation bar of the MS Teams application, select Teams.



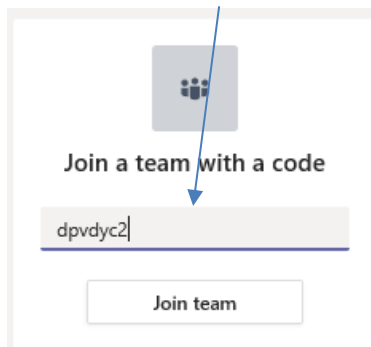
3. Towards the bottom of the navigation bar or on the right side of the application, Click on Join or create a team



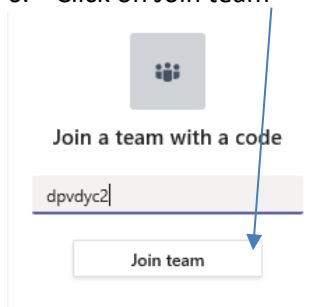
4. Click on Join a team with a code



5. Enter the code that has been provided to you by your school for the class you want to join.



6. Click on Join team



7. You will now be part of this Classroom in MS teams. The classroom will be listed in the Microsoft Teams navigation bar.

